

**KHSAA TITLE IX
ANNUAL REPORT SUBMISSION
STATUS REPORT
2008-2009**

KHSAA
Form T65
Revised 4/09

TO: KHSAA Member School Superintendents, Principals, and Athletic Directors

FROM: Brigid L. DeVries, Commissioner
Darren Bilberry, Assistant Commissioner

DATE: May 18, 2009

School	Dayton High School	Reviewed by	Martha Mullins
--------	--------------------	-------------	----------------

The following is a status report regarding the required 2008 - 2009 Title IX Annual Report submission of forms due into the KHSAA office by April 15, 2009. Appropriate KHSAA Audit Team personnel have reviewed these forms and the following is a summary of this review.

I. Checklist of Forms properly submitted in a satisfactory manner:

X	GE 19 (Annual Verification)	X	T-35 (Budget Expenses)
X	T-1 (Summary Program Chart 1)	X	T-36 (Budget Expenses)
	T-2 (Summary Program Chart 2)		T-41 (Checklist – Overall Interscholastic Program)
X	T-3 (Summary Program Chart 3)	X	T-60 (Corrective Action Plan)
X	T-4 (Summary Program Chart 4)	N/A	T-63 (Interscholastic Survey Results)

II. Status

A.		2008 – 2009 Forms are satisfactory and no further information or action is necessary at this time.
B.	X	Errors have been noted with respect to the following forms T-2: Incorrect calculations (attachment) Re-submit Form T-2, by June 15, 2009. T-41: Corrected form attached. Please place in the school's permanent Title IX file.
C.		The following forms were omitted and must be submitted by school representatives:
D.	X	According to the 2008-2009 data, the school appears to be meeting the standards established in: <input checked="" type="checkbox"/> Test 1 (Athletic participation is proportionate to enrollment) <input type="checkbox"/> Test 2 (History and continuing practice of program expansion) <input checked="" type="checkbox"/> Test 3 (Full and effective accommodation of interests and abilities)
E.	X	Other Recommendation and Comments: In reference to the Title IX Re-Visit Final Audit Report (Form T-76), dated January 16, 2007, p.7: A copy of the written agreement between the school and the booster club(s) has not been received. Please forward, by June 15, 2009. A good report on plans being made to provide more balance in spending between boys' and girls' sports.

2008-2009
ACCOMMODATION OF INTERESTS AND ABILITIES
SUMMARY PROGRAM CHART T-2


KHSAA
 Form T2
 Rev. 12/08

Participation Opportunities Test Two

			Column 1	Column 2	Column 3	Column 4	Column 5
Program			Number of Teams Currently Offered	Number of Participants	Number of Teams Added Since the beginning of the 2004-2005 School Year	Number of participants for the 2008-09 school year who are playing on teams added since the 2004-05 school year	Percent of Total Participation By Sex Added Since the beginning of the 2004-2005 School Year
GIRLS	Row 1	varsity:	5	70	0	0	
	Row 2	j.v.:	7	73	0	0	
	Row 3	frosh:	4	35	1	11	
	Row 4	total:	16	178	1	14	60
BOYS	Row 5	varsity:	6	106	0	0	
	Row 6	j.v.:	3	38	0	0	
	Row 7	frosh:	4	40	1	11	
	Row 8	total:	13	184	1	11	40.6%

- 1) For Column 1, list the number of interscholastic teams offered for girls and boys at each competitive level (varsity, junior varsity, and freshman). For girls, total each of the entries in Rows 1, 2, and 3 into Row 4. For boys, total Rows 5, 6, and 7 into Row 8.
- 2) For Column 2, list the number of participants at each level. For girls, total each of the entries in Rows 1, 2, and 3 into Row 4. For boys, total Rows 5, 6, and 7 into Row 8. **Note:** The totals in Row 4 for girls and in Row 8 for boys must be the same as the totals in Form T-1, Column 3, Rows 1 and 2 respectively.
- 3) For Column 3, list the number of interscholastic teams that have been added in the last five years at each competitive level. Count each team added during the 5 year period only one time. e.g. Girl's junior varsity soccer was added 3 years ago, count the team only once, not 3 times. For girls, total the entries in Rows 1, 2, and 3 into Row 4. For boys, total Rows 5, 6, and 7 into Row 8.
- 4) For Column 4, list the number of participants that are **currently** on each level of the teams that were added in the last five years. If a team was added previously but no longer exists, there are no current participants to be added for that team. For girls, total the entries in Rows 1, 2, and 3 into Row 4. For boys, total Rows 5, 6, and 7 into Row 8.
- 5) For Column 5, calculate the percentage of participants that have been added in the last five years. For girls, take the number in Column 4, Row 4 and divide by the number in Column 2, Row 4. For boys, take the number in Column 4, Row 8 and divide it by the number in Column 2, Row 8.

Note: If the percentage of current participants added in the last five years is 25% or greater, compliance with Test Two may be possible. If less than 25%, then compliance with Test Three should be analyzed. **CAUTION:** 25% is not a formal compliance standard.

Principal's Signature: 

Date: 4-2-09

2008-2009 KHSAA TITLE IX ATHLETICS AUDIT

KHSAA
Form T41
Rev. 12/08

Checklist - Overall Interscholastic Athletics Program

DIRECTIONS:

For the Areas of Compliance (Opportunities and Benefits) listed on the left hand side of the page, place a checkmark under the appropriate column identifying whether your school provided an advantage to the Girls' Program, or to the Boys' Program or to Neither Program. A review of T-35 and T-36 spending patterns might be helpful in completing this form.

Areas of Compliance:	ADVANTAGE TO:		
	GIRLS' PROGRAM	BOYS' PROGRAM	NEITHER PROGRAM
OPPORTUNITIES			
Accommodation of Interest and Abilities			X
BENEFITS			
Equipment and Supplies			X
Scheduling of Games and Practice Time			X
Travel and Per Diem Allowances			X
Coaching			X
Locker Rooms, Practice and Competitive Facilities			X
Medical and Training Facilities and Services			X
Publicity			X
Support Services		X EXPENDITURES	X
Athletic Scholarships		PER MALE * PER FEMALE	X
Tutoring		ATHLETE: B = \$ 570.00 G = \$ 337.00	X
Any meals provided for home			X

If an advantage is shown, corrective action should be shown on T-60 (Corrective Action Plan).

Principal's Signature:

Date: 4-2-09



**KENTUCKY HIGH SCHOOL ATHLETIC ASSOCIATION
2008-2009 ANNUAL VERIFICATION OF TITLE IX PROCEDURES**

*KHSAA Form GE19
F:Forms/GE19
Rev.12/08*

(To be submitted by April 15, 2009 along with other required forms)

APR - 6 2009

The Dayton High School, Dayton, Kentucky
(Name of High School) (City)

certifies to the Kentucky High School Athletic Association that the following is an accurate and true representation of the facts surrounding compliance with 20 U.S.C. Sections 1681-1688, et. Seq. (also known as Title IX)

I certify the following provisions in accordance with records at the school contained in the permanent Title IX file, at least one copy of which must be maintained in the Principal's office, and to the best of my knowledge have completed the following tasks.

Established a gender equity committee at the high school. **(List committee personnel and provide attachment if necessary)**

Name	Address	Phone	Title (Supt., Principal, Student, Parent, Coach, Etc.)
Barbara Lukens	939 Walnut, Dayton, KY 41074	292-7486	Coach
T. Zach Deaton	200 Greendevil Lane, Dayton, KY 41074	292-7486	Coach
Linda Brandenburg	200 Greendevil Lane, Dayton, KY 41074	292-7486	Bookkeeper
Christie Cadle	923 Thornton, Dayton, KY 41074	291-2186	Parent
Scott Lewis	1849 Songbird Lane, Florence, KY 41042	743-2629	Parent
Curt Haun	200 Greendevil Ln, Dayton, KY 41074	292-7486	Principal
Brittany Hall	5 21 st Street, Newport, KY 41074	628-9195	Student
Patrick Schwierjohann	121 5 th Avenue, Dayton, KY 41074	291-2681	Student

Scheduled a minimum of three meetings during the 2008-2009 school year on the following dates:

Wednesday, September 10, 2008
Wednesday, February 11, 2009
Wednesday, April 1, 2009

Designated the following person(s) as the Title IX coordinator for the school:

Name	Title	Address	Phone
Rick Wolf	Athletic Director	200 Greendevil Lane Dayton, KY 41074	859-292-7486

Designated the following person(s) as the Title IX coordinator for the district:

Name	Title	Address	Phone
Rick Wolf	Athletic Director	200 Greendevil Lane	859-292-7486

School personnel are continuing to make periodic reviews of the boys' and girls' athletics program reflected in the Corrective Action Plan.

In addition to the above information, the above referenced school maintains a complete permanent file relative to Title IX records including copies of the self-assessment audit, all corrective action plans, and other related materials.

Principal's Signature

4-2 2009
Date

Superintendent's Signature

School Board Chairpersons' Signature

(Send original copy to KHSAA) - Maintain duplicate in Title IX school folder



2008-2009
ACCOMMODATION OF INTERESTS AND ABILITIES
SUMMARY PROGRAM CHART T-1

KHSAA
 Form T1
 F-Forms/T1
 Rev. 10/08

Participation Opportunities Test One


		(Column 1)	(Column 2)	(Column 3)	(Column 4)
	Program	Enrollment	Percentage of Total Enrollment	Number of Interscholastic Participants (double and triple count)	Percentage of Total Participation
Row 1	GIRLS	121	45	178	49
Row 2	BOYS	147	55	184	51
Row 3	Totals	268	100%	362	100%

Instructions:

*Number of 8th grade students & below used in Column 3 and Column 4 calculations: **82**

- Determine the total number of girls enrolled, (place in Row 1, Column 1). Determine the total number of boys enrolled, (place in Row 2, Column 1).
- Add the total number of girls and boys enrolled to determine total enrollment, (place in Row 3, Column 1).
- Calculate the percentage of total enrollment that is female. (Divide Row 1, Column 1 by Row 3, Column 1 and place in Row 1, Column 2.) Calculate the percentage of total enrollment that is male. (Divide Row 2, Column 1 by Row 3, Column 1 and place in Row 2, Column 2.) Note: Row 1, Column 2 plus Row 2, Column 2 should total 100%.
- Ask coaches to confirm the names of those individuals who are on the team as of the first **date of regular season competition**, and cross out the names of those who were cut from the team or quit the team prior to the first regular season competitive event. Determine the total number of interscholastic athletics participants that are girls, (and place in Row 1, Column 3). In order to determine the total number of athletics participants, an individual should be counted each time he or she participates on a team. For example, if Jane Doe competes on the varsity volleyball team, the junior varsity volleyball team, the junior varsity basketball team, and the varsity softball team, she should be counted as four participants (**do not include club or intramural sports participants, cheerleaders, dance teams, or pom squads**). Calculate the same way for boys and girls. * In addition, should 8th grade students and below play on a Freshman, Junior Varsity, or Varsity team, they should also be counted for each team and sport on which they participate. If applicable, please asterisk in the above notation as to how many 8th grade students & below are included in the totals.
 Using the same procedure, determine the total number of interscholastic athletic participants that are boys, (and place in Row 2, Column 3). Add Row 1, Column 3 plus Row 2, Column 3 to get total participants and place in Row 3, Column 3.
- Calculate the percentage of female participation. (Row 1, Column 3 divided by Row 3, Column 3 and place in Row 1, Column 4.) Calculate the percentage of male participation. (Row 2, Column 3 divided by Row 3, Column 3 and place in Row 2, Column 4.) Note: Row 1, Column 4 plus Row 2, Column 4 should total 100%.

Note: While being within three percent is not a formal compliance standard; if the percent listed in Row 1, Column 4 is within 3% of Row 1, Column 2, then it provides a good target within which compliance is likely.

Principal's Signature:  Date: 4-2-09
 Copyright 1999, Good Sports, Inc., Title IX and Gender Equity Specialists. All rights reserved.

2008-2009
ACCOMMODATION OF INTERESTS AND ABILITIES
SUMMARY PROGRAM CHART T-2


KHSAA
 Form T2
 Rev. 12/08

Participation Opportunities Test Two

		Column 1	Column 2	Column 3	Column 4	Column 5
Program		Number of Teams Currently Offered	Number of Participants	Number of Teams Added Since the beginning of the 2004-2005 School Year	Number of participants for the 2008-09 school year who are playing on teams added since the 2004-05 school year	Percent of Total Participation By Sex Added Since the beginning of the 2004-2005 School Year
GIRLS	Row 1	varsity:	5	70	0	0
	Row 2	j.v.:	7	73	0	0
	Row 3	frosh:	4	35	1	11
	Row 4	total:	16	178	1	14
BOYS	Row 5	varsity:	6	106	0	0
	Row 6	j.v.:	3	38	0	0
	Row 7	frosh:	4	40	1	11
	Row 8	total:	13	184	1	11

- 1) For Column 1, list the number of interscholastic teams offered for girls and boys at each competitive level (varsity, junior varsity, and freshman). For girls, total each of the entries in Rows 1, 2, and 3 into Row 4. For boys, total Rows 5, 6, and 7 into Row 8.
- 2) For Column 2, list the number of participants at each level. For girls, total each of the entries in Rows 1, 2, and 3 into Row 4. For boys, total Rows 5, 6, and 7 into Row 8. **Note:** The totals in Row 4 for girls and in Row 8 for boys must be the same as the totals in Form T-1, Column 3, Rows 1 and 2 respectively.
- 3) For Column 3, list the number of interscholastic teams that have been added in the last five years at each competitive level. Count each team added during the 5 year period only one time. e.g. Girl's junior varsity soccer was added 3 years ago, count the team only once, not 3 times. For girls, total the entries in Rows 1, 2, and 3 into Row 4. For boys, total Rows 5, 6, and 7 into Row 8.
- 4) For Column 4, list the number of participants that are **currently** on each level of the teams that were added in the last five years. If a team was added previously but no longer exists, there are no current participants to be added for that team. For girls, total the entries in Rows 1, 2, and 3 into Row 4. For boys, total Rows 5, 6, and 7 into Row 8.
- 5) For Column 5, calculate the percentage of participants that have been added in the last five years. For girls, take the number in Column 4, Row 4 and divide by the number in Column 2, Row 4. For boys, take the number in Column 4, Row 8 and divide it by the number in Column 2, Row 8.

Note: If the percentage of current participants added in the last five years is 25% or greater, compliance with Test Two may be possible. If less than 25%, then compliance with Test Three should be analyzed. **CAUTION:** 25% is not a formal compliance standard.

Principal's Signature:  Date: 4-2-09

**2008-2009
ACCOMMODATION OF INTERESTS AND ABILITIES
SUMMARY PROGRAM CHART T-3**


Participation Opportunities Test Three

FOR ANY QUESTION ANSWERED "YES" IDENTIFY THE RESPECTIVE SPORT(S).

	GIRLS (Yes / No)		BOYS (Yes / No)
1. For a sport <u>not</u> currently offered in your interscholastic athletics program, is there sufficient interest to form a viable interscholastic team based on participation on an <u>intramural team</u>.	NO		NO
2 For a sport <u>not</u> currently offered, is there sufficient interest, based on the responses to your most recent Student Interest Survey, to form a viable <u>interscholastic team</u> for a sport not currently offered. If yes, what sport?	NO		NO
3. For a sport currently offered at the junior varsity or freshman level is there sufficient interest, based on your most recent Student Interest Survey, to form a <u>varsity team</u> not currently offered?	Yes Soccer		NO
4. For a sport currently offered at the varsity level only, is there sufficient interest, based on your most recent Student Interest Survey, to form a viable team for a <u>junior varsity or freshman team</u> that is not currently offered?	NO		Yes Baseball
5. If you answered YES to question (1), (2), (3), or (4), are there enough high schools in the geographic area offering the sport (at the appropriate level) to allow for the development of a reasonable schedule of competition?			

Plans to Address Interest:

3. Soccer- We have been going back and forth each year between a varsity and junior varsity girl's soccer team. Our girl's soccer coach is going to have a number of meetings between now and the end of the year to see who is interested in participating in soccer in hopes of having a varsity and junior varsity team next year. Next year we will be having a varsity team in hopes of having enough girls to have a junior varsity team as well.
4. Baseball- We had a meeting to form a middle school baseball team since there were a lot of 8th grade students that had an interest in playing baseball. Only 4 students showed up to the meeting. We hope to field a middle school team next year along with a junior varsity team to go along with our varsity team.

Principal's Signature :  Date: 4-2-09




2008-2009
ACCOMODATION OF INTERESTS AND ABILITIES
SUMMARY PROGRAM CHART T-4

KHSAA
 Form T4
 F:Forms/T4
 Rev.12/08

Levels of Competition Test One

		Column 1	Column 2	Column 3
Girls	Team Levels	Number of Teams Currently Offered	Number of Participants	Percentage of Participants at Each Level
Row 1	varsity:	5	70	39
Row 2	j.v.:	7	73	41
Row 3	frosh:	4	35	20
Row 4	total:	16	178	100%
Boys				
Row 5	varsity:	6	106	57
Row 6	j.v.:	3	38	21
Row 7	frosh:	4	40	22
Row 8	total:	13	184	100%

- 1) Column 1, list the number of interscholastic teams offered for girls and boys at each competitive level; varsity, junior varsity, and freshman. (Refer to Form T-2, Accommodation of Interests and Abilities, Summary Program Chart 2, Column 1.)
- 2) For Column 2, list the number of participants at each level. For girls, total the entries in Rows 1, 2, and 3 into Row 4. For boys, total the entries in Rows 5, 6, and 7 into Row 8. (Refer to Form T-2, Accommodation of Interests and Abilities, Summary Program Chart 2, Column 2.)
- 3) For Column 3, calculate the percentage of female and male participants at each level.
 For girls' varsity, junior varsity, and frosh, respectively:
 - Divide Column 2, Row 1 by Column 2, Row 4, and place the percentage in Column 3, Row 1
 - Divide Column 2, Row 2 by Column 2, Row 4, and place the percentage in Column 3, Row 2.
 - Divide Column 2, Row 3 by Column 2, Row 4, and place the percentage in Column 3, Row 3.
 -
 For boys' varsity, junior varsity, and frosh, respectively:
 - Divide Column 2, Row 5 by Column 2, Row 8, and place the percentage in Column 3, Row 5.
 - Divide Column 2, Row 6 by Column 2, Row 8, and place the percentage in Column 3, Row 6.
 - Divide Column 2, Row 7 by Column 2, Row 8, and place the percentage in Column 3, Row 7.

Principal's Signature:  **Date:** 4-2-09

**2008-2009
ACTUAL EXPENDITURES - PROGRAM COMPARISON CHART 1
TO INCLUDE BOOSTER CLUB FUNDING**

	equipment and supplies		travel		awards		coaches' salaries (to include supplemental and extended employment; dollar amount required)		facilities improvements		publications (if sport-specific)	
	School	Booster	School	Booster	School	Booster	School	# Coaches for all levels / # Teams for all levels	School	Booster	School	Booster
G basketball	1384	2058	1428		411		10,500	3 / 3			225	
B basketball	932	12778	2491		503		12,240	4 / 3			225	
G softball	881	4504	883		122		2,500	2 / 2				
B baseball	1281	2265	1396		112		2,600	2 / 1				
G cross country	339	1505	1090		243		1,400	2 / 2			490	
B cross country	339	1505	1090		243		1,400	2 / 2			490	
G golf							N/A					
B golf	239	212	1865		243		1,750	1 / 1			490	
G soccer	239	212	446		243		3,700	2 / 1			490	
B soccer							N/A					
G swimming							N/A					
B swimming							N/A					
Total expenditures on I-25 and I-26 on the 2008-2009 year report due by April 15, 2009, should reflect the total monies spent (rounded off to nearest dollar) for the entire school year of 2007-2008 ending June 30, 2008.												

16,006
29,169
21,870
1,654
5,067
5,067
4,399
5,230

2. Booster Club Funding/Contributions must be included in the above expenditures total. (Note: It is illegal for coaches to be paid by Booster Clubs - Reference KHSAA Bylaw 27)

Principal's Signature:



Date:

4-2-09

**2008-2009
ACTUAL EXPENDITURES - PROGRAM COMPARISON CHART 2
TO INCLUDE BOOSTER CLUB FUNDING**

	equipment and supplies		travel		awards		coaches' salaries (to include supplemental and extended employment; dollar amount required)		facilities improvements		publications (if sport-specific)	
	School	Booster	School	Booster	School	Booster	School	Booster	School	Booster	School	Booster
G track	362	461	1281		292		2,355	2	2			
B track	362	461	1281		102		2,355	2	2			
G tennis	307	204	495		72		1,000	1	1			
B tennis							N/A					
G volleyball	7005	5433	1235		243		3,500	3	3		490	
B wrestling							N/A					
G (list sport)							N/A					
B football	8927	19008	2878		243		22,010	7	2		490	
G (list sport)							N/A					
B (list sport)							N/A					

1. Total expenditures on T-35 and T-36 on the 2008-2009 year report due by April 15, 2009, should reflect the total monies spent (rounded off to nearest dollar) for the entire school year of 2007-2008 ending June 30, 2008.

2. Booster Club Funding/Contributions must be included in the above expenditures totals.
Indicate percentage of total expenditures for each gender: (If disparities are obvious, list on your Corrective Action Plan (T-60) what action you will take to correct the problem).

#	Gender	%	Expenditures	Percentage
184	Boys	51	\$ 104,806	64%
175	Girls	49	\$ 60,028	36%
			Total: \$ 164,834	100%

Principal's Signature:



Date:

4-2-09

Handwritten notes at the bottom of the page: 4251, 4561, 42078, 12906, 5356

2008-2009 KHSAA TITLE IX ATHLETICS AUDIT

KHSAA
Form T41
Rev. 12/08


Checklist - Overall Interscholastic Athletics Program

DIRECTIONS:

For the Areas of Compliance (Opportunities and Benefits) listed on the left hand side of the page, place a checkmark under the appropriate column identifying whether your school provided an advantage to the Girls' Program, or to the Boys' Program or to Neither Program. A review of T-35 and T-36 spending patterns might be helpful in completing this form.

Areas of Compliance:	ADVANTAGE TO:		
	GIRLS' PROGRAM	BOYS' PROGRAM	NEITHER PROGRAM
OPPORTUNITIES			
Accommodation of Interest and Abilities			X
BENEFITS			
Equipment and Supplies			X
Scheduling of Games and Practice Time			X
Travel and Per Diem Allowances			X
Coaching			X
Locker Rooms, Practice and Competitive Facilities			X
Medical and Training Facilities and Services			X
Publicity			X
Support Services		X	X
Athletic Scholarships		X EXPENDITURES PER MALE + PER FEMALE	X
Tutoring		ATHLETIC? B = \$ 570.00 G = \$ 357.00	X
Any meals provided for home			X

If an advantage is shown, corrective action should be shown on T-60 (Corrective Action Plan).

Principal's Signature:  Date: 4-2-09

SCHOOL NAME _____

**2008-2009
TITLE IX**

CORRECTIVE ACTION PLAN

DIRECTIONS:

1. For Column 1, indicate the intended area (Opportunities or Benefits) which needs corrective action in order to achieve gender equity. For Column 2, write the suggested change or activities that will correct the area in need of alteration. For Column 3, include the estimated completion date for the changes or activities.
2. It is possible to attain compliance with Title IX and no longer need "corrective" action. However, the KHSAA strongly encourages compliant schools to identify items for improvement (Column 1), activities to accomplish the improvement (Column 2) and a timetable for completion (Column 3) that will strengthen the athletic program.
3. You may copy this form as needed. Please attach corrective action plans along with audit forms and submit by April 15, 2009.

COLUMN 1	COLUMN 2	COLUMN 3
ITEM FOR CORRECTION/ IMPROVEMENT	SUGGESTED CHANGE/ ACTIVITIES	SCHOOL YEAR, COMPLETION DATE OF CORRECTION FOR PROJECT
Opportunities	1 football coaching position and 1 boys basketball coaching position will be eliminated	09/10 School Year
Benefits	Boys and Girls Basketball teams will share fundraisers that were previously just boy's basketball fundraisers, per athletic director's discussion with both head coaches.	09/10 School Year
Benefits	Boys and Girls Basketball teams will purchase the same clothing apparel to reduce the monies spent on boy's basketball and increase the money spent on girl's basketball.	09/10 School Year
Benefit	Once again, discussion will be had with Boys BB and FB coaches about looking at other viable options for spending and/or decreasing the money spent	July 2009
Benefit	Once again have discussion with Girl's VB, Basketball, Softball, and Soccer to look at possible fundraisers and/or discuss other ways to raise and spend money.	July 2009

Principal's Signature:  _____ **Date:** 4-2-09

Addendums for Dayton H.S. Title IX Report

1. Summer Basketball Camps

Both the Boys and Girls Basketball teams were given the opportunity to go to summer Basketball camps.

Because there was a coaching change in the girl's program, the girls did not attend a Team Camp. **Total Expenditures: \$0**

The Boys chose to attend Transylvania's University's Team Camp.

Total Expenditures: \$1190

2. State Basketball Tournament

Both the boys and the girl's basketball coaches were given the opportunity to go to their respective state tournaments. The girl's coaches declined the offer and chose not to go. The boy's coaches, on the other hand, chose to go to the state tournament.

Total Expenditures for Boys BB State Tournament: \$701

3. Boys Football

The bill for the 2007 football season for helmet and shoulder pad reconditioning was not received on 08/17/07.

The bill for the 2008 football season for helmet and shoulder pad reconditioning was received on 04/22/08.

Therefore, we paid for reconditioning from 2007 (**\$3,440**) and the reconditioning from 2008 (**\$3201**) in the same year.

Typically, the general athletic fund pays for reconditioning of football equipment once in a year, not twice.



**2008-2009 INTERSCHOLASTIC
ATHLETICS SURVEY**

KHSAA
Form T63
Rev.12/08

Summary of Student Responses

School Name: Dayton High School

268 Enrollment (9-12 Grade): (SHOULD AGREE WITH FORM T-1, COLUMN 1, ROW 3)

219 Number of 9-11 Grade Students Surveyed: _____

75 Number of 8th Grade Students Surveyed: _____

Date: February 19, 2009

Completed By: Richard Wolf
Athletic Director

Instructions:

1. Summarize the Student Athletics Interest Surveys Form T-61 by listing the total number of responses on the line next to each sport.
2. Under the Other Category please provide a listing of the sports as well as the number of students who are interested in participating.
3. Please sign and date this Summary Form (T-63) and mail this Summary Form only to the KHSAA by April 15, 2008. Do not mail the student surveys (Form T-61). However, these Forms should be maintained in your files in the event they are requested subsequently.

294 Number of Surveys
262 Total Returned (*A minimum of 80% return is expected*)
8-11 Grades Surveyed (*Should be grades 9-11 and 8th grade if school has a feeder system*)

How Was The Survey Administered? Given in 8, 10, and 11 English Classes and 9th Social Studies Classes
(e.g. was it given in all English classes, or all home rooms, or advisee/advisor?)

KHSAA Sanctioned Fall Sports (*List Total Number of Participation Responses*)

13 Cross Country (Girls)
12 Cross Country (Boys)
79 Football (Boys)
0 Golf (Girls)
5 Golf (Boys)
31 Soccer (Girls)
6 Soccer (Boys)
48 Volleyball (Girls)

Winter Sport (*List Total Number of Participation Responses*)

<u>42</u>	Basketball (Girls)
<u>52</u>	Basketball (Boys)
<u>14</u>	Indoor Track (Girls)
<u>12</u>	Indoor Track (Boys)
<u>22</u>	Swimming & Diving (Girls)
<u>10</u>	Swimming & Diving (Boys)
<u>13</u>	Wrestling (Boys)

Spring Sport (*List Total Number of Participation Responses*)

<u>58</u>	Baseball (Boys)
<u>40</u>	Fast Pitch Softball (Girls)
<u>18</u>	Tennis (Girls)
<u>6</u>	Tennis (Boys)
<u>25</u>	Track (Girls)
<u>19</u>	Track (Boys)

Non-KHSAA Championship Sports (*From Student Survey T-61 Question 10*)

<u>47</u>	Archery
<u>18</u>	Field Hockey
<u>31</u>	Bowling
<u>2</u>	Gymnastics (Boys)
<u>47</u>	Gymnastics (Girls)
<u>39</u>	Ice Hockey
<u>32</u>	Lacrosse (Boys)
<u>12</u>	Lacrosse (Girls)
<u>55</u>	Rifle
<u>18</u>	Rodeo
<u>22</u>	Slow Pitch Softball
<u>11</u>	Volleyball (Boys)
<u>0</u>	Water Polo
<u>35</u>	Weightlifting

Number of Students who participate in Intramural Sports

(*From Student Survey T-61 Question 5*)

<u>Sport</u>	<u>Number</u>
No one put that they participate in Intramural sports probably because we do not have any intramural teams	

List Intramural Sports students are interested in adding:

(From Student Survey T-61 Question 6)

Form T-63
Rev. 12/07

<u>Sport</u>	<u>Number</u>
Boxing	5
Basketball	2
Lacrosse	3
Ice Hockey	2
Chess, Swimming, Tennis, Slow Pitch Softball, Biking, Dancing	1

Participation in Non-School Sports Activities

(From Student Survey T-61 Question 7)

<u>Sport</u>	<u>Number</u>
Football	10
Basketball	18
Softball	4
Baseball	9
Gymnastics	4
Soccer, Volleyball, Paintball, Biking, Swimming	1

Reasons for not participating in interscholastic athletics

(From Survey Question 8)

- 16 I prefer other activities such as band, chorus, etc.
- 38 I don't have time
- 7 The practice schedules and game times are inconvenient
- 17 The sport I like isn't offered
- 7 It's too expensive
- 5 I prefer to participate in club or intramural sports
- 12 Working
- Other:

Student Suggestions to encourage participation

No EOP(Athletic Eligibility)-1	108 Students responded No to this question
No Drug Testing-1	Better Sports-1
More Signs promoting sports-1	Don't be Sexist-1
More Pep Rallies-3	More Sport Events-1
No Tryouts-1	


Principal's Signature

4-2-09
Date

Dayton High School
Title IX Meeting
9/10/08

Members Present: Christy Cadle (Parent), Scott Lewis (Parent), Patrick Schwierjohann (Student), Brittany Hall (Student), Zach Deaton (Coach), Barbie Lukens (Coach), Linda Brandenburg (Bookkeeper), Curt Haun (Principal), Rick Wolf (Athletic Director)

Committee Members were given a printout of last year's finances and finances from 7/1-9/10, while Rick Wolf went over last year's Title IX report.

Rick had the committee members look over the monies spent so far during the fiscal year, and he discussed a couple of purchases made for males and females.

Zach Deaton asked about football finances and ways to decrease spending when shoulder pads and helmets had to be bought and reconditioned every year.

Parent member Chrisy Cadle asked how to equal things out between boys and girls, so our number spent per boy and per girl were more equal next year.

Rick Wolf discussed ways the athletic department was trying to overcome that, such as purchasing new volleyball uniforms, and the boys and girls basketball teams purchasing the same bags, warm-ups, and shoes.

Bookkeeper Linda Brandenburg made a motion to adjourn. All members were in consensus.

Dayton High School
Title IX Meeting
Wednesday, February 11

Members Present: Curt Haun, Linda Brandenburg, Zach Deaton, Christy Cadle, Patrick Schwierjohann, Rick Wolf, Brittany Hall

Missing Members: Barbie Lukens and Scott Lewis. AD Rick Wolf will meet with each missing member to go over what was discussed in the meeting.

AD Rick Wolf passed out the most up to date financial report and reviewed the general accounts and the fundraising accounts. Rick reviewed the monies disbursed for each account.

Principal Curt Haun asked how our numbers were this year. AD Rick Wolf explained that up to this point in the year the numbers were pretty even, but spring sports still needed to be tallied.

Parent member Christy Cadle asked how the numbers were calculated and Rick Wolf explained how the athletes were calculated.

Zach Deaton asked when the fiscal year ended. Rick Wolf explained that the fiscal year was from July 1 to June 30 each year.

Zach Deaton asked about the reconditioning of his football equipment and explained that the bill would be in soon.

Rick Wolf discussed the cycle for purchasing uniforms and how football uniforms were next on the list to be purchased.

Rick Wolf asked if there were any questions. There were not, so the meeting was adjourned.

Dayton High School
Title IX Meeting
4/01/09

Members Present: Curt Haun, Linda Brandenburg, Zach Deaton, Barbie Lukens, Christy Cadle, Scott Lewis, Brittany Hall, Patrick Schwierjohann, Rick Wolf

Committee Members were given an up to date financial report to look over. Rick Wolf went over the report and answered any questions asked.

Rick Wolf shared the Title IX athlete numbers for the current Title IX report.

Committee also discussed the spring sports numbers, their schedules, and their replacement uniforms that were purchased for baseball and softball.

Rick Wolf discussed with the committee the decrease in spending per athlete on this year's Title IX report compared to last year. This year's spending decreased \$150 per athlete from \$381 last year to \$230 this year.

The committee discussed other ways to continue to decrease the spending on next year's Title IX report.

Rick Wolf shared with the group how boy's and girl's basketball will be sharing fundraisers next year and purchasing the same clothing apparel, which should decrease the spending even more.